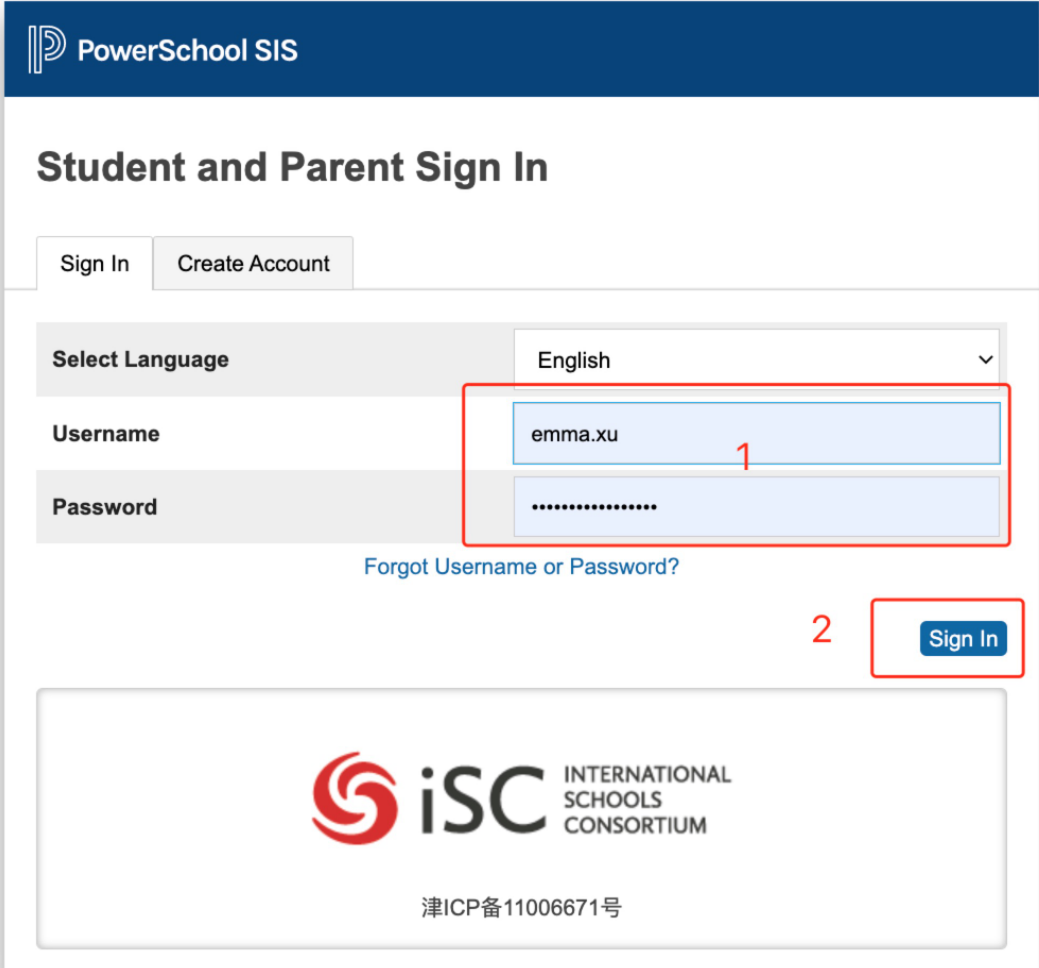


PTC (Parent-Teacher Conference) APP Instructions

1. Login

- 1.1. Please go to <https://powerschool.iscglobal.org/public/home.html> and login with your PowerSchool username and password.



PowerSchool SIS

Student and Parent Sign In

Sign In Create Account


Select Language English

Username emma.xu 1

Password

[Forgot Username or Password?](#)

2 **Sign In**

 **iSC** INTERNATIONAL
SCHOOLS
CONSORTIUM

津ICP备11006671号

1.2. After successfully logging in, click the pop-up icon in the top right corner (1), and click on "Tidal PTC" to launch the app (2).

PowerSchool SIS Welcom | Help | Sign Out

Grades and Attendance: An, SoYun

Grades and Attendance Standards Grades

Exp	Last Week		This Week		Course	Q1	Q2	X1	S1	Q3	Q4	X2	S2	Absences	Tardies						
	M	T	W	H												F	M	T	W	H	F
1(Blu-Wh)					Behavioral Growth Grade 4 Email Mullins-Russell, Lashawn - Rm:	[i]	[i]			[i]	[i]			0	0						
2(Blu-Wh)					4th Grade Character Education Email Mullins-Russell, Lashawn - Rm:	A	96	[i]		[i]	[i]			0	0						
3(Blu-Wh)					4th Grade Science Email Mullins-Russell, Lashawn - Rm:	[i]	[i]			[i]	[i]			0	0						
4(Blu-Wh)					4th Grade Social Studies Email Mullins-Russell, Lashawn - Rm:	C+	79	[i]		[i]	[i]			0	0						
5(Blu-Wh)					4th Grade Physical Education Email Emerson, Trish - Rm:	[i]	[i]			[i]	[i]			0	0						
6(Blu-Wh)					4th Grade Art Email Ren, Natalie - Rm:	[i]	[i]			[i]	[i]			0	0						
7(Blu-Wh)					4th Grade Music	A+		[i]		[i]	[i]			0	0						

Applications Close

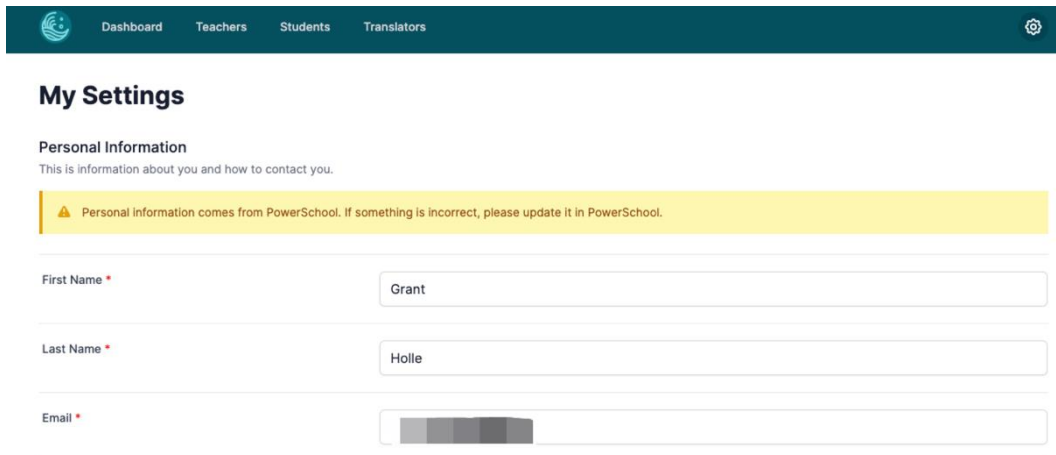
Applications	Description
Blue Steel CPM	Blue Steel Enhanced Custom Page Management plugin for PowerSchool
COVID-19 Log	COVID-19 quarantine logging application
DocBox	Manage file uploads for students
Special Programs Home	Go to your PowerSchool Special Programs home page.
Tidal PTC	Create and reserve parent-teacher conferences.

2. Basic Settings

After your login to Tidal PTC for the first time, please configure your basic settings.

2.1. Personal Information

This information is synced from PowerSchool; please contact your registrar to update it in PowerSchool if it's incorrect.



My Settings

Personal Information
This is information about you and how to contact you.

⚠ Personal information comes from PowerSchool. If something is incorrect, please update it in PowerSchool.

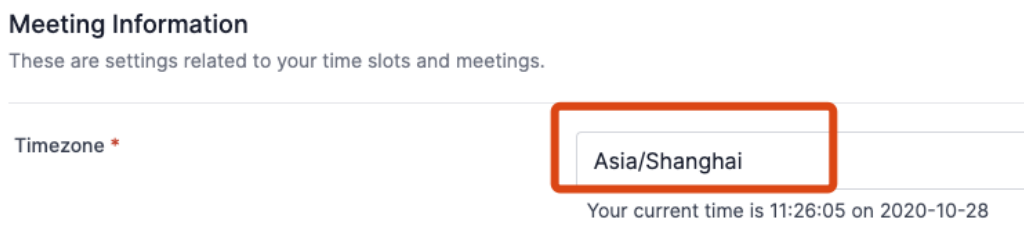
First Name *

Last Name *

Email *

2.2. Time Zone.

Please check your time zone and change it if the default time zone is not correct.



Meeting Information
These are settings related to your time slots and meetings.

Timezone *

Your current time is 11:26:05 on 2020-10-28

2.3. Notification Preferences

Please choose when and how often you want to receive the email notifications.

Notification Preferences

Select the times when you want to receive emails about time slots and reservations.

Receive an email notification when...

- a teacher updates a reservation.
- I make a reservation.
- I cancel a reservation.
- I have an upcoming reservation.

How many hours before your first reservation?

12

2.4. Change Password

If you would like to bypass PowerSchool and login to PTC APP (<http://ptc.ldiglobal.org/login>) with a password, you can set a password here.

Change Password

This is where you can change your password. Leave these fields blank to keep your current password.

Password

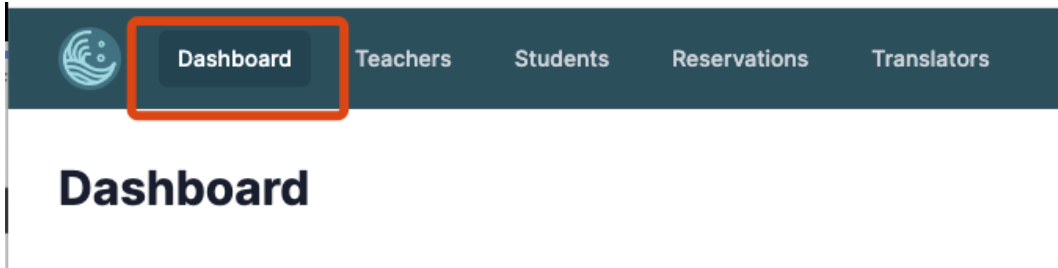
Confirm Password

2.5. Please click on "Save" on the bottom to update your settings.


Save

3. How to book an appointment

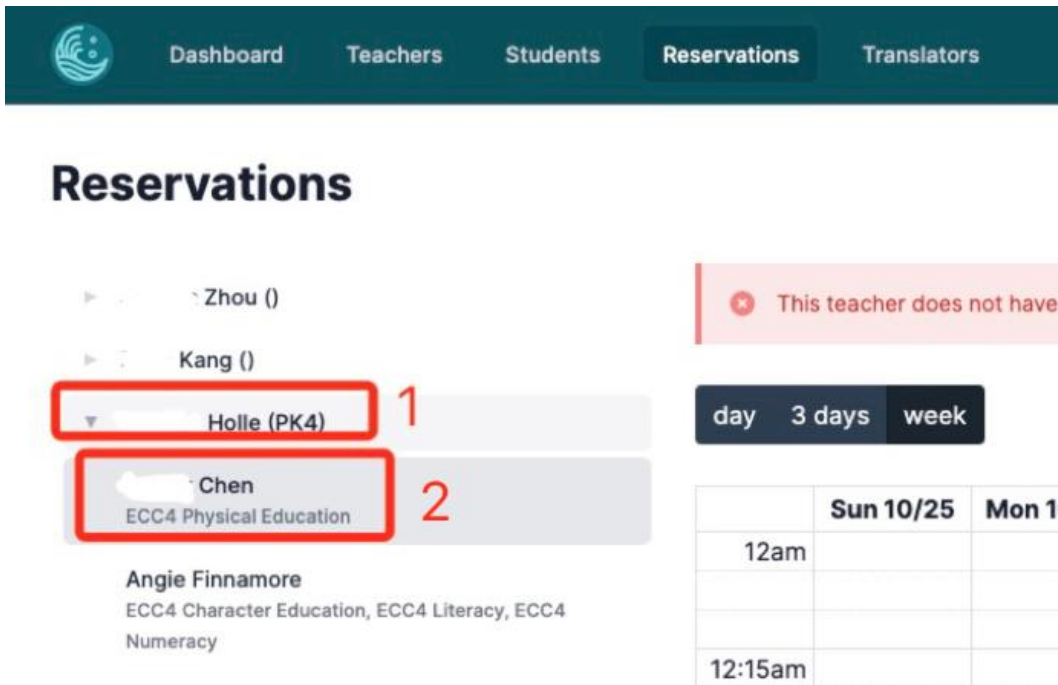
3.1. Click on Dashboard on the top to enter your reservations.



3.2. Click on "Add Reservations" to add a reservation.



3.3. Select a student and a teacher to view the availability.

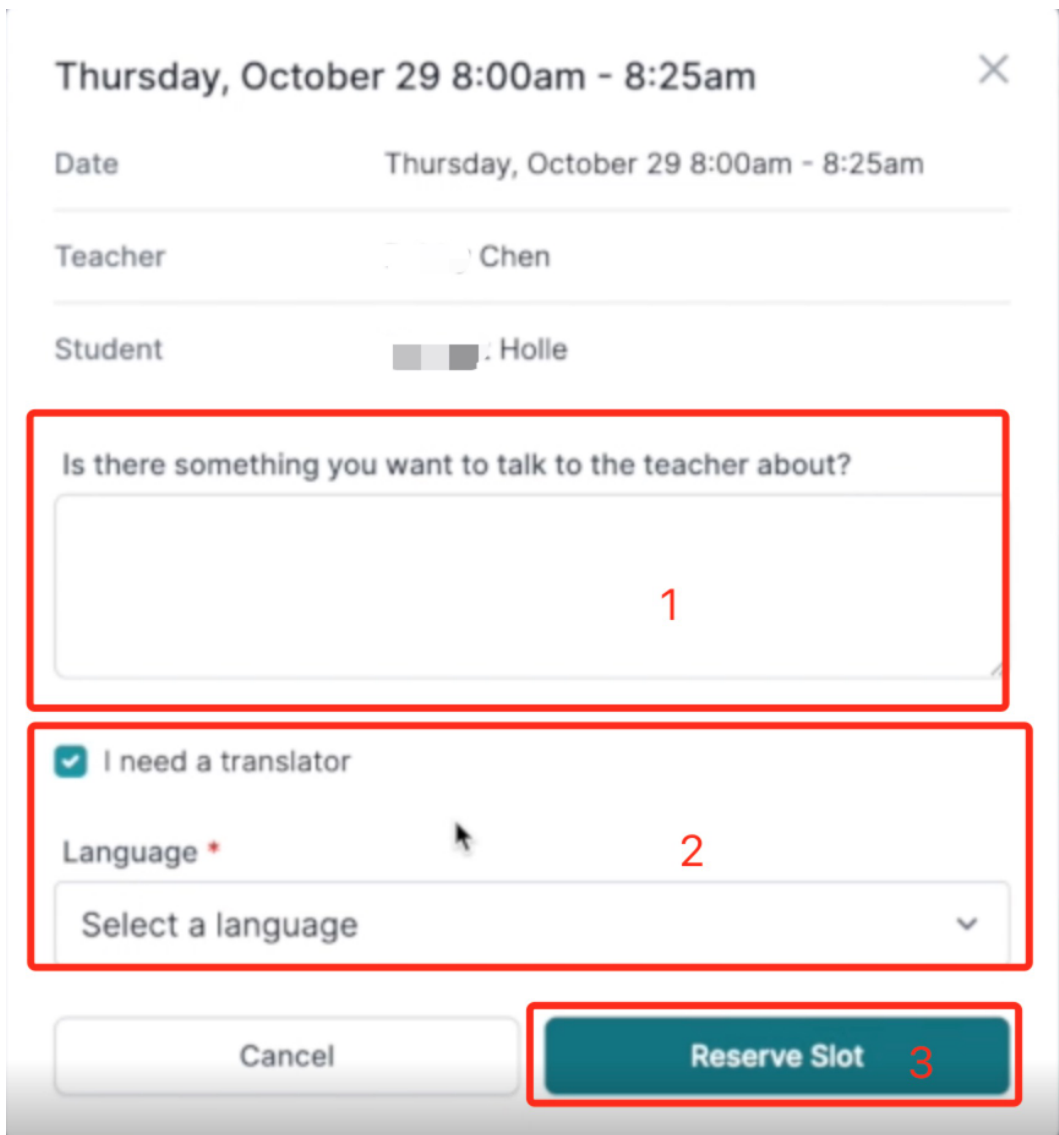


3.4. Green time slots are available.

	day	3 days	week	Oct 28 – 30, 2020			<	>
				Wed 10/28	Thu 10/29	Fri 10/30		
8am					6:00 - 8:25 Available			
8:15am								
8:30am					8:30 - 8:55 Available			
8:45am								
9am								
9:15am					9:05 - 9:25 Available			

3.5. Click on a green time slot to view the details.

If you have any comments for the teacher, please add them here (1),
Check "I need a translator" and select your desired language if needed (2),
and click on "Reserve Slot" to book an appointment (3).



The screenshot shows a mobile interface for booking an appointment. At the top, it displays the date and time: "Thursday, October 29 8:00am - 8:25am". Below this, the date and time are repeated in a separate field. The teacher's name is "Chen" and the student's name is "Holle".

Three red boxes with numbers highlight specific features:

- 1**: A text input field with the placeholder text "Is there something you want to talk to the teacher about?".
- 2**: A checked checkbox labeled "I need a translator" and a dropdown menu labeled "Language" with the text "Select a language" and a downward arrow.
- 3**: A teal button labeled "Reserve Slot".

At the bottom left, there is a "Cancel" button.

Thanks for reading!